

LA-1411/1441A/4441A

ONOSOKKI

Sound Level Meters

Class 2/Class 1

Achieves the ease of use and high-performance measurement



LA-1411
(Class 2)



LA-1441A
(Class 2)



LA-4441A
(Class 1)

The LA-1411/1441A/4441A provides full support for on-site measurement with versatile functions.

The LA-1411/1441A/4441A series Class1/Class2 Sound Level Meters conform to the requirements by the latest standard of IEC/JIS. And also they are designed to focus on field measurement in pursuing of easy operation and cost-effectiveness. All models can measure 14 items simultaneously including Leq, which is popularly used in sound measurement, and have a wide linearity range of 100 dB. Setting can be made with easy-to-follow menu. Depending on applications including work environment measurement, machine and product noise analyses, you can choose suitable model which meets your needs.



Analog output connector

Analog signal output can be selected from AC (conjunction with selected frequency weighting), AC-Z (fixed to Z-weighting), or DC (conjunction with selected frequency weighting and time weighting).

COMP/CTRL connector (LA-1441A/4441A)

Output the comparison result of sound level using comparator function (option). External input of control signal to start or pause measurement.

USB/RS-232C connectors (LA-1441A/4441A)

USB and RS-232C interfaces for communication with external devices are equipped. Communication with a PC enables to control and read the data.

*AC adapter (PB-7090): Sold separately

All models with Equivalent Continuous Sound Pressure Level (Leq) measurement function

All models of the LA-1411/1441A/4441A can measure 14 measurement items including Equivalent Continuous Sound Pressure Level (Leq), which is widely used as an indicator at present sound measurement.

Multiple simultaneous measurements

The LA-1411/1441A/4441A can calculate all of 14 measurement items simultaneously. No need by selecting measurement item to calculate before measurement, no error by miss-setting. Only one pressing of START button is required to start measurement. All results of measurement items can be checked with several pressings of DISP (abbreviation of DISPLAY) button after measurement.

*14 measurement items: Lp, Leq, Lt, Lmax, Lmin, Lpeak, Lhigh, Ls, L10, L50, L90, L95, Llow, Lave. The all items can be calculated simultaneously and saved as needed.

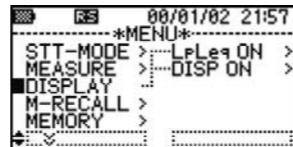
Wide linearity of 100dB without adjusting level range

Re-measurement is not necessary for over/under-range. The LA-1411/1441A/4441A features a wide linearity range of 100 dB and can measure the sound pressure level from 30 to 130 dB at one range*. It works effectively in the measurement of unpredictable or large fluctuation in sound level.

*Sound pressure level from 30 to 130dB can be measured at the range of 40 to 120dB.

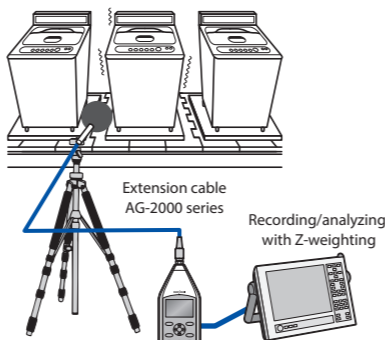
Easy-to-follow setting menu without referring to the manual

Each model has simply classified hierarchical structure. Easy-to-follow setting menu leads to complete each setting by selecting menu items with just [-] and [ENTER] keys.



Microphone can be used away from main unit by BNC cable

Exclusive coaxial cable is used as an extension cable between microphone and a main unit. Coaxial cable makes extension of measurement cable easier with small code reel. Even you need to measure with 100 m extension cable, you can perform without annoyance than heavy multicore cable.



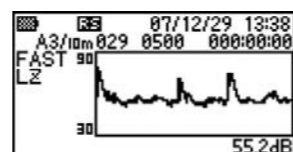
Displaying sound pressure level with A-weighting, AC output with Z-weighting

Not only the measurement of level in the field, but also recording data (time waveform) is required in order to analyze noise and sound in details. The LA-1411/1441A/4441A enables to output signal with flat Z-weighting from analog output connector during displaying and measuring sound level with A-weighting in main unit.

With this unit, it is possible to output a signal with a different weighting from the weighting of the sound level displayed on the main unit screen. That is, they can output signal with flat z-weighting from analog output connector during displaying the measured sound level with A-weighting in a screen on the main unit.

Auto memory function and Lp recording function (LA-1441A/4441A)

The LA-1441A/4441A has Auto memory function which automatically store the data to the specified measurement time. Also the sound level with time weighting (Lp) is stored at 1 ms interval (Lp recording function). This function enables to check the fluctuation of sound level in short time.



Displays level on vertical axis, time on horizontal axis.

*Storing interval can be selected from 1ms, 2ms, 5ms or 10ms. Maximum of 200 seconds can be stored at 1ms interval.

Resume function to activate with same settings as last time

Same as existing LA series, measurement conditions just before being powered OFF are automatically saved. Measurement can be started again quickly with previous measurement conditions (Resume function). The LA series have 9 condition memories and able to store the measurement condition as required by each situation. Presetting the measurement conditions not only makes it smooth to restart measurement but also prevents from setting error in the field.

Easy data transfer and remote controll (LA-1441A/4441A) (required software: user preparation)

Communications via RS-232C or USB enables to transfer the measurement result to a PC and remote control of the LA-1441A/4441A main unit with software (user preparation).



Peripherals

Sound Calibrator SC-2500A/2120A

The sound calibrator is used for unit calibration of measurement microphones and confirmation of indicated value for sound level meter. It is important to use a sound calibrator before and after measurement in order to perform correct measurements. When using a class 1 sound level meter, using a class 1 sound calibrator is recommended.

Why are sound calibrators required?

In IEC 61672-1, entire sound level meters including sensors shall be calibrated with sound calibrators. Since sound pressure is affected by temperature and air pressure, it is required to use a sound calibrator.

Model name	SC-2500A	SC-2120A
Appearance		
Applying standard	IEC 60942 :2017 Class 1	IEC 60942 :2003 Class 2
	JIS C 1515 :2020 Class 1	JIS C 1515 :2004 Class 2
Applicable sound level meter	LA-1411 LA-1441A LA-4441A	LA-1411 LA-1441A
Nominal sound pressure level	114 dB	94 dB
Nominal frequency	1000 Hz	1000 Hz

*For Sound level meter LA-4441A conforming to IEC61672(JIS C 1509) Class1, use Sound Calibrator Class 1 or 1/C.

AC adapter PB-7090

Input voltage : 100 to 240VAC, 50/60Hz
Output voltage : 5.9VDC
Output connector : EIAJ RC-5320A Voltage category2
Rated output current : 3.5A
Length : 3.5 m

* Please specify the AC cord depending on the area used.

All-weather Windscreen LA-0207A+LA-0208A

In measurement where the microphone is exposed to the wind, the windscreen must be used for protection. This screen reduces noise caused by the wind in performing sound level measurement outdoors, and prevents the microphone from being damaged by rain or snow.

Screen diameter: ø200mm

* AG-2000 series extension cable and tripod are necessary for attachment.

Signal output cable (2m) AX-501

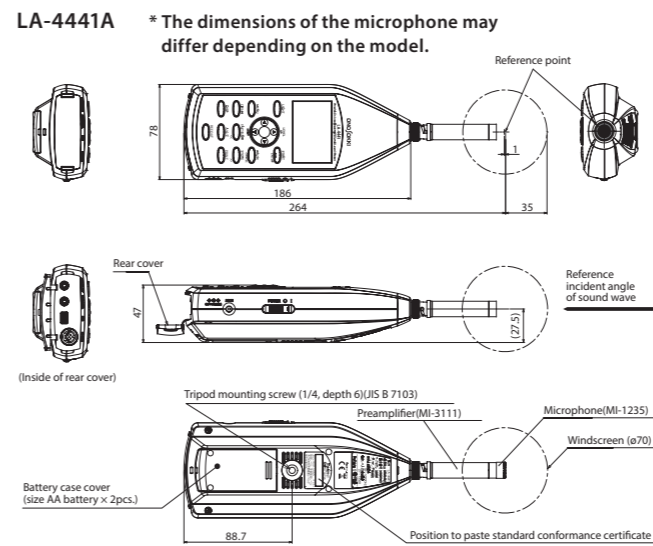
φ2.5 mini plug
Cable for AC/DC signal output, comparator output, and external control signal input.

RS-232C cable (2m) AX-5022B

PC side (D-SUB 9-pin)

Outer Dimensions

Unit: mm



Sound Level Meter Function Table

●: Provided as a standard ○: Provided as an option

	Linearity range 100dB	
	Manual memory	Continuous measurement (Auto memory/Block memory)
Class 2 (20 Hz to 8 kHz)	—	—
Long distance extension [BNC type]	LA-1411	LA-1441A
Class 1 (16 Hz to 16 kHz)	—	—
Long distance extension [BNC type]wide band	—	LA-4441A
General purpose(Lp, Lmax, Lmin)	●	●
Fluctuation noise(Lmax, Lmin, Lt)	●	●
Working environment (Lmax for 10 minutes)	●	●
Factory noise	●	●
Mechanical noise	●	●
Time weighting of 10 ms	—	● (LA-4441A only)
External control function	RS-232C connection USB(virtual COM port connection)	●
Trigger function (Starting of measurement+data storage)	—	●
Trend display of sound data	● (Realtime data only)	● (Realtime data+storage data)
Data storage into an internal memory	● (Manual memory 100 data)	● (Manual memory 100 data+Block memory max. 200,000 data)
Level judgment [comparator output]	—	○
External control	—	●
Storage cycle of sound data	—	Calculation value 1 s/ instantaneous value 1 ms or more

Basic Specification

	LA-1411	LA-1441A	LA-4441A
Applying standards	IEC 61672-1 :2013 Class 2 JIS C 1509-1 :2017 Class 2 JIS C 1516 :2020 Class 2		IEC 61672-1 :2013 Class 1 JIS C 1509-1 :2017 Class 1 JIS C 1516 :2020 Class 1
Microphone	1/2-inch back electret-type condenser type MI-1433 Nominal sensitivity level: -29dB		1/2-inch back electret-type condenser type MI-1235 Nominal sensitivity level: -29dB
Preamplifier	MI-3111		
Linearity range	100 dB(wide range), 80 dB(normal range)		
Frequency range	10Hz to 8kHz (JIS, IEC)		10Hz to 20kHz (JIS, IEC)
All the linearity range	A : 26 to 135dB (JIS, IEC) C : 31 to 135dB (JIS, IEC) Z : 36 to 135dB (JIS, IEC)		A : 27 to 135dB (JIS, IEC) C : 30 to 135dB (JIS, IEC) Z : 35 to 135dB (JIS, IEC)
Frequency weighting	A, C, Z		
Intrinsic noise	A: 20dB, C: 25dB, Z: 30dB		A: 19dB, C: 22dB, Z: 27dB
Level range	20 to 90dB, 30 to 90dB, 40 to 100dB, 50 to 110dB, 60 to 120dB, 70 to 130dB (Normal range)/40 to 120dB (Wide range)		
Time weighting	Fast, Slow		Fast, Slow, Impulse, 10ms
Measurement items	L _p , L _{eq} , L _z , L _n (L _z , L ₁₀ , L ₅₀ , L ₉₀ , L ₉₅ , L _{high} , L _{low} , L _{ave}), L _{max} , L _{min} , L _{peak}		
Sampling interval	31.25μs (other than L _n), 100ms (L _n)		20.83μs (other than L _n), 100ms (L _n)
Measurement time	Manual, arbitrary setup (199h59m59s max.)		
Total measurement time	—		Arbitrary setup (199h59m59s max.)
Start mode	Manual	Manual, Timer (time setting: in increment of 1 second) Trigger (Can be started after a lapse of specified time (0 to 10 seconds, in increment of 1 second) after trigger detection: Trigger delay function)	
Internal reference signal	1 kHz sine wave (For upper limit level range : -6 dB(normal range), -16 dB(wide range))		
Calibration function	Function that can perform inspection and adjustment with a recommended sound calibrator.		
Recommended sound calibrator	SC-2500, SC-2500A, SC-2120A		SC-2500, SC-2500A
Display device	Semitransparent LCD with LED backlight (124 x 64-dot), measurement value display by numeric and bar indicator. List display and trend graph display for various kinds of calculated values, displays of day, time, measurement time and conditions of various kinds of instruments.		
Displayed update time	Numeric: 1s, bar indicator : 0.1s, trend graph: 0.2s		
Memory function	Manual memory	Total calculated values: 100 data	
	Auto memory	—	Total calculated values: 100 data x 200 blocks, L _{eq} : 1000 data x 200 blocks
	Lp record	—	Sound pressure level with time weighting (L _p) is automatically recorded at the specified interval. (1000 data x 200 blocks) Recording interval: Select one from 1ms, 2ms, 5ms, and 10ms.
Measurement condition memory function	Condition memory: 9 kinds		
Resume	Settings activated at power ON can be selected from three; Settings used at previous power OFF, factory settings, any condition memory number which is set from menu		
Analog output	Select one from three; AC output with selected frequency weighting, AC output with Z-weighting, DC output with selected frequency weighting and time weighting		
Electrical specification	Rated AC output	0.707Vrms/F.S. (normal range), 2.236Vrms/F.S. (wide range)	
	Rated DC output	2.5V/F.S., 0.25V/10 dB	
	Electrical specification	Output impedance: 50Ω, load resistance: 10kΩ or more, applicable cable: AX-501 (sold separately)	
External control input	—	Operation: Toggle operation of start/place in pause. Hardware specification: Negative logic pulse input (Voltage level: Low 0.0 to 0.5V, Hi 3.0 to 5.0V) Pulse width: 100ms or more Absolute maximum rated input voltage: 5.0V	
Comparator function (LA-0141:option)	—	Comparison level: Set to 40.0 to 130.0dB (in increment of 0.1dB) Comparison measurement item: L _{max} or L _{peak} Delay time: 0ms, 100ms, 1s, 5s Hold time: 100ms, 1s, 5s, manual Output logic: Negative or positive logic Output signal specification: Open collector (Applied voltage: +3 to +24VDC, current: 50mA or less)	
Clock function	Current calendar year/month/day/hour and minute can be displayed and set, with leap year adjustment		
RS-232C	—	Control of main unit and data output, output to an exclusive printer (DPU-414:discontinued product) Baud rate: 9,600/115,200 bps	
USB	—	Control of main unit and data output, transfer speed 460800 bps (note) RS-232C cannot be used together. USB2.0 FULL SPEED (connect to virtual COM port)	
Microphone extension*1	305m max.		105m max.
Print function	—	Menu: Measurement value, start/stop time of measurement, actual measurement time, frequency weighting, time weighting Mode: Normal (alpha-numeral) or image data displayed on LCD Applicable printer: DPU-414 (discontinued product)	
Power supply	Size AA battery x 2pcs. or AC adapter (PB-7090, sold separately, power consumption: approx. 4VA at 100VAC)		
Battery life	Approx. 8 hours (LR-6 alkaline batteries in used)		
Operating temperature/humidity range	-10 to 50°C/25 to 90%RH (with no condensation)		
Storage temperature/humidity range	-20 to 60°C/10 to 90%RH (with no condensation)		
Outer dimensions	Approx. 78(W) x 263(H) x 47(D)mm		
Weight	Approx. 360g (including batteries)		
Accessories	Windscreen (ø70mm) x 1, carrying case x 1, hand strap x 1, size AA battery cell x 2pcs., instruction manual (CD), simple operation guide		

*1. The cable length given here is the length when each of the exclusive cable sold by Ono Sokki is used.

- Microsoft® and Windows® are registered trademarks of Microsoft Corporation in the United States and other countries.
- Other product names and model names are trademarks or registered trademarks of each individual company.
- The copyrights are reserved by each individual company.

ONOSOKKI

WORLDWIDE ONO SOKKI CO., LTD.

3-9-3 Shin-Yokohama, Kohoku-ku, Yokohama, 222-8507, Japan
Phone : +81-45-476-9725 Fax : +81-45-476-9726
E-mail : overseas@onosokki.co.jp

* Outer appearance and specifications are subject to change without prior notice.

URL : <https://www.onosokki.co.jp/English/english.htm>

U.S.A.
Ono Sokki Technology Inc.
2171 Executive Drive, Suite 400
Addison, IL. 60101, U.S.A.
Phone : +1-630-627-9700
Fax : +1-630-627-0004
E-mail : info@onosokki.net
<https://www.onosokki.net>

THAILAND
Ono Sokki (Thailand) Co., Ltd.
1/293-4 Moo.9 T.Bangphud A.Pakkred,
Nonthaburi 11120, Thailand
Phone : +66-2-584-6735
Fax : +66-2-584-6740
E-mail : sales@onosokki.co.th

INDIA
Ono Sokki India Private Ltd.
Plot No.20, Ground Floor, Sector-3,
IMT Manesar Gurgaon - 122050,
Haryana, INDIA
Phone : +91-124-421-1807
Fax : +91-124-421-1809
E-mail : osid@onosokki.co.in

P.R.CHINA
Ono Sokki Shanghai Technology Co., Ltd.
Room 506, No.47 Zhengyi Road, Yangpu
District, Shanghai, 200433, P.R.C.
Phone : +86-21-6503-2656
Fax : +86-21-6506-0327
E-mail : admin@shonosokki.com