

LA-7000 series

Sound Level Meter

ONOSOKKI

Listen, measure, and identify the sound.



LA-7500 Class 1



LA-7700 Class 1



LA-7200 Class 2

LA-7000 series

High performance Sound Level Meter


The LA-7000 series enables sound recording, frequency analysis, and sound quality evaluation in addition to the original features of a sound level meter such as measurement of noise level.

Recorded data is useful for confirming the reproducibility of phenomena and sharing measured sounds internally. By recording while listening to the sound by the main body, it is a great help for reliable measurement at measurement place where no mistakes can be allowed.

Movie of
operation image



LA-7000
Promotion Movie



High sensitivity type :
For measurement of weak sound in an anechoic room

LA-7700

Sound Level Meter Class 1

Measurement frequency range	10 Hz to 20 kHz
Measurement level range (JIS, IEC)	A : 20 to 128 dB
Self-noise level	A : 12 dB or less

Wide band type :
For measurement of wide range from very low frequency sound to audible range

LA-7500

Sound Level Meter Class 1

Measurement frequency range	10 Hz to 20 kHz
	1 Hz to 20 kHz (when ultra low frequency sound measurement function is available.)
Measurement level range (JIS, IEC)	A : 24 to 138 dB
Self-noise level	A : 16 dB or less

High function type :
For measurement of environmental noise

LA-7200

Sound Level Meter Class 2

Measurement frequency range	10 Hz to 8 kHz
Measurement level range (JIS, IEC)	A : 23 to 138 dB
Self-noise level	A : 17 dB or less


Feature

Easy to operate

4.3 inch color LCD

Clear and easy to see a display of overlapping.
When the instantaneous value exceeds, the bar graph turns red and the letter of OVER is left as a measured history.

Starts recording with one-touch operation

Calculation and recording are started just by tapping  button (for auto memory) with a finger.

Listening function

You can measure while listening to the sound.
It enables you to realize and experience the sound, not only as simple numerical values but also as a real feeling. Moreover, you can listen more clearly to only the intended sound through filtering and setting by bandpass filter.
By aiming the microphone (sound level meter) toward the direction where the sound is heard loudly, the sound probing is easily performed. (Refer to the Function page.)

Easy to hold

Hand strap for portable use

The hand strap provided as an accessory prevents sound level meter from slipping down.

Compact

Achieves 35 % of size-reduction in volume of conventional model. Easy-to-hold design.



Easy to use

Intuitive operation by a touch panel

It provides intuitive operation in easily understandable manner by even a beginner touching the sound level meter for the first time. You can select and change items on the display including calculation, range, measurement time by tapping the panel.

Language selection

Language used on the display (menu, error message etc.) is selectable (English/Japanese).

USB power supply allows long time measurement

Approx. 12 hours of continuous operation by alkaline battery cells (depends on the selected mode). Longer continuous operation is allowed by USB bus power.
USB gets preference over battery cells when both USB and battery cells are used together. The battery power supply is automatically selected by removing USB connection.

Windscreen correction function

When measuring with windscreen, the influence of the attachment can be corrected by this function.
*Applicable to IEC 61672-1 when a windscreen is attached.
*It can be used without a windscreen correction.

Capturing function

Captures the displayed screen by pressing Power key and Home key simultaneously.

Home key leads you to return to the first page

Pressing Home key returns the display to the home screen. Helpful to go back to the home screen quickly from the deep hierarchy that you are operating.

External power supply ON/OFF function

When the LA-7000 series is used being incorporated in equipment, the ON/OFF power operation can be interlocked to an external power supply.
*The battery cells should be removed.

Key protection function

Press and hold Home key for 1 second.

Function

By adding functions, frequency analysis and sound recording can be performed with a single sound level meter to improve the measurement efficiency. It is great help for investigating the cause to obtain not only sound level but also frequency characteristic.

Standard function



DUAL mode, QUAD mode

Two (DUAL) or four (QUAD) of calculation values in the combination of various frequency weightings and time weightings can be displayed simultaneously. Useful when displaying several kinds of frequency weightings.

Listening function (Phone output)

Measuring while listening to the sound

- Effective for the measurement in an anechoic room or distant place
- Effective for monitoring of environmental noise etc. at distant place

*Extension cable, headphone: sold separately

1/1 Octave Band Analysis Function

Applicable standard: IEC 61260-1:2014 Class1/ JIS C 1513-1: 2020 Class1

Analysis band: 16 Hz to 16 kHz (11 bands), Allpass 1,2
 *When ultra low frequency sound measurement function available: 1 Hz to 16 kHz (15 bands)[List only], Allpass 1,2

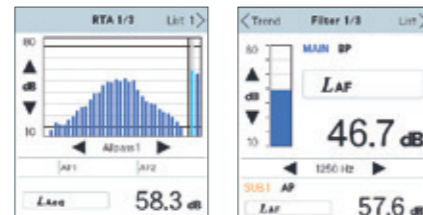
Filter 1/1 mode: By using the octave band filter, you can listen to only the interested sound even in noisy environment. It helps sound probing of abnormal sound.

Optional function 1/3 Real-time Octave Analysis Function

LA-0702




Conforming standard: IEC 61260-1:2014 Class1/ JIS C 1513-1:2020 Class1
 Analysis band: 12.5 Hz to 20 kHz (33 bands), Allpass 1,2
 *When ultra low frequency sound measurement function available: 0.8 Hz to 16 kHz (45 bands)[List only], Allpass 1,2
 measurement function available: same as Filter 1/1



Useful for probing of abnormal sound

Optional function Sound Recording Function

LA-0704



Memory mode: Record
 Sampling frequency: 64 kHz
 Recording time: approx. 8 hours at 4 GB max. (16-bit)
 approx. 5.5 hours at 4 GB max. (24-bit)
 (note) Up to 2 GB of recording by OS-2000 (recorded data with LA).
 File format: wav. (acoustic data)
 csv. (playback trend data: Lz in 1s interval)
 Simultaneous processing of analysis and recording in RTA or FFT mode is enabled.
 Offline analysis function such as recalculation, reanalysis can be performed.

Optional function Ultra low frequency sound measurement function

LA-0709

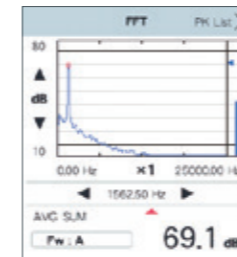
Ultra low frequency sound (1 to 20 Hz) that is hard to hear with human ears can be measured.

Measurement frequency range: 1 Hz to 20 kHz (10 Hz to 20 kHz or 1 Hz to 20 kHz selectable by mode selection)
 Frequency weighting: G weighting selectable
 Time weighting: 10 s selectable
 Conforming standard: ISO7196:1995 Acoustics - Frequency-weighting characteristic for infrasound measurements
 Mode: SLM (SINGLE, DUAL, QUAD), FILTER (1/1 Filter, 1/3 Filter), RTA (1/1 RTA, 1/3 RTA), FFT

*Can only be installed on LA-7500. For adding LA-0709 to LA-7500 after purchase, installation will be done by Ono Sokki. Please contact us for details.

Optional function FFT Analysis Function

LA-0703



This function can perform analysis with finer line resolution (narrow band analysis). Effective for frequency analysis of single-shot sound using trigger function.

Frequency range: 1 k, 2.5 k, 5 k, 12.5 k, 25 kHz
 Number of lines: 400 (1024), 800 (2048), 1600 (4096) (number of sampling points)
 Trigger: ON/OFF times (1 to 16), Level (40.0 to 130 dB), Position (-64 points fixed)
 Average mode: SUM, MAXhold, EXP (exponential)
 Measurement range: Normal range (wide range: not supported)
 Applicable memory: Manual, Auto, Logging, Record
 Screen expand display (Expand): ×1, ×2, ×4

*For LA-7700, trigger level (30.0 to 120.0 dB).

Optional function Level Judgment Function

LA-0705



Judging item: Lp instantaneous value in Main (Calculated value: not supported)

Setting level: 30.0 dB to 130.0 dB
 DELAY setting: OFF, 10 ms, 100 ms, 1 s, 2 s, 3 s, 5 s, 10 s
 HOLD setting: 100 ms, 200 ms, 500 ms, 1 s, 5 s, 10 s, 30 s, Manual
 Output mode: OFF, ON (Mode1LOW), ON (Mode2HI-z)

*Output cable (Multi-BNC connector) 2 m: provided as standard
 *For LA-7700: trigger level (30.0 to 120.0 dB).

Optional function Level Simulator Function

LA-0707



Level simulator function that enables to lower the frequency value (level) by octave band and listen to sound after countermeasures (virtual sound) has been added. You can also obtain the overall value. It is very efficient to simulate before taking measures.

Switching display: UD (Simulation possible) or AP (original sound)
 Adjustment range: -50 dB to +20 dB (1dB step)
 Variable level: 16 Hz to 16 kHz (11 bands) correspondence
 Display band: 11 bands, Overall, Allpass (Through)
 Batch edit function: 0 dB (for reset), -50 dB (all cut)

Optional function Sound quality evaluation function

LA-0708A



Sound quality evaluation indexes such as Loudness, Sharpness and Comfort are available.

Usage: Stationary sound Diffuse sound field(GD), Free sound field (GF) selectable
 Calculation lis: Loudness [N], Loudness level [LN] (compliant with ISO532-1 stationary sound), Sharpness [S] (Compliant with DIN45692), [SA] (Aures), [SB](Bismarck), Comfort index*[CI]

*Comfort Index (CI) is one of index studied by Ms. Kuwano Sonoko, Emeritus Professor of Osaka University. Currently the range of application is studied. Please use it as a reference value.

*LA-7200 (Class 2) is not supported.



*To upgrade the sound level meter after purchase, register the product on the user registration page and download the latest version. To add options, upgrade the sound level meter to the latest version.

Accessories & Related products

Sound calibrator

Option



A sound calibrator is used to check and maintain that the sound level meter is reading correct values. It is necessary to ensure the indicated value of the sound level meter using a sound calibrator before and after measurement. We recommend a Class 1 sound calibrator with equivalent accuracy when using a Class 1 sound level meter.

SC-2500A

IEC 60942 Class1,
JIS C1515 Class 1
Sound pressure level 114 dB
Frequency 1000 Hz

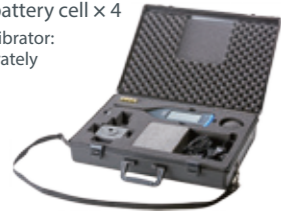
SC-2120A

IEC 60942 Class2,
JIS C1515 Class 2
Sound pressure level 94 dB
Frequency 1000 Hz

Carrying case

Standard

Alkaline battery cell x 4
*Sound calibrator:
sold separately



Instruction manual (CD), setup guide (booklet)

Instruction manual (booklet:sold separately)

Option


- Basic operation (color)
- Technical References (color)
- Interfaces (color)
- Options

* The contents above are same as the instruction manuals (CD) provided as standard.

Tripod

Option

Airy L100
made by SLIK corporation
Reduction length : 417 mm
Lowest position : 170 mm
Highest position : 1543 mm
Weight : 980 g



Headphones

Option

(Recommended product)

- MDR-7506 :
made by Sony Corporation
- ATH-M50x, ATH-M30x :
made by Audio-technica Corporation



AC adapter (with 100 VAC concent cable)

Standard

PB-7090



* Worldwide type cable:
Consult your nearest distributor or OnoSokki
sales office nearby.

SD memory card

Standard

Option

Standard : 4 GB
Option : up to 32 GB

* Please refer to our website
for the latest information
on the recommended SD cards.



Analog signal cable 2 m

Standard

AX-501

Windscreen

Standard

LA-0201

φ70 mm



All-weather windscreen

Option

LA-0207A

Screen: φ200 mm



*Extension cable, tripod: sold separately
*It cannot be used with LA-7700.

Microphone extension cable

Option

AG-3400 series



AG-3401	5 m
AG-3402	10 m
AG-3403	20 m
AG-3404	30 m

*MI-0301 Microphone holder is provided as standard.
*Please use the extension correction mode when using
extension cable.

USB cable

Option

(Recommended product)

- U2C-AMBF2U12BK (1.2 m)
with ferrite core, 2A output supported
(made by ELECOM.CO.,LTD)

Multi-interface

Option

MULTI I/O cable 2 m (PS-D10758)
PC side (serial port): D-sub 9-pin connector

Sound and Vibration

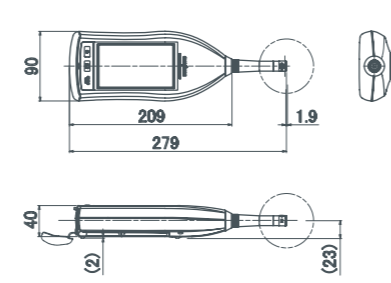
Analysis Software

Option

O-Solution

- FFT Analysis Function
- Octave Analysis Function
- Sound Quality Evaluation Function, etc

Outline drawing (unit : mm)



Specification

	LA-7700 (Class1)	LA-7500 (Class1)	LA-7200 (Class2)
Applicable standard	JIS C 1509-1: 2017 Class1 / JIS C 1516: 2020 Class1	JIS C 1509-1: 2017 Class2 / JIS C 1516: 2020 Class2	JIS C 1509-1: 2017 Class2 / JIS C 1516: 2020 Class2
	IEC 61672-1: 2013 Class 1	IEC 61672-1: 2013 Class2	IEC 61672-1: 2013 Class2
	ANSI S1.4-2014 / Part1 Class1	ANSI S1.4-2014 / Part1 Class2	ANSI S1.4-2014 / Part1 Class2
Measurement frequency range	10 Hz to 20 kHz	10 Hz to 20 kHz / 1 Hz to 20 kHz*	10 Hz to 8 kHz
Measurement level range (IEC, JIS)	A: 20 to 128 dB / C: 28 to 128 dB / Z: 34 to 128 dB	A: 24 to 138 dB / C: 32 to 138 dB / Z: 38 to 138 dB Z: 50 to 138 dB** / G: 35 to 138 dB**	A: 23 to 138 dB / C: 30 to 138 dB / Z: 36 to 138 dB
Self-noise level	A: 12 dB or less / C: 20 dB or less / Z: 26 dB or less	A: 16 dB or less / C: 24 dB or less / Z: 30 dB or less / G: 27 dB or less**	A: 17 dB or less / C: 24 dB or less / Z: 30 dB or less
Microphone	MI-1281	MI-1271	MI-1471
Microphone preamplifier	MI-3270		
Linearity range	Wide range: 110 dB / Normal range: 80 dB		
Level range	10 to 120 dB (wide) / 50 to 120 dB / 40 to 110 dB / 30 to 100 dB / 20 to 90 dB / 10 to 80 dB / 0 to 70 dB	20 to 130 dB (wide) / 60 to 130 dB / 50 to 120 dB / 40 to 110 dB / 30 to 100 dB / 20 to 90 dB / 10 to 80 dB	
Reference range	50 to 120 dB		
Time weighting (e.g.: LAF)	F (fast), S (slow), I (impulse) and 10 ms	F (fast), S (slow), I (impulse), 10 ms and 10 s **	F (fast), S (slow), I (impulse) and 10 ms
Frequency weighting (e.g.: LAF)	A, C and Z	A, C, Z and G**	A, C and Z
Measurement items	L _p , L _{eq} , L _r , L _{max} , L _{min} , L _{peak} , L _v (L _s , L _{rs} , L _{ss} , L _{rs} , L _{ss} , L _{rs} , L _{ss} , L _{rs} , L _{ss} , and two more of any L _v value)		
Sampling interval	15.6 μs (L _p , L _{eq} , L _r , L _{max} , L _{min} , L _{peak}), 100 ms (L _v)		
Measurement time	Measurement time (Meas.Time)	Manual (OFF), user-specified setup: 0.1 to 199 hour 59 min. 59.9 sec. / resolution: 0.1 sec.	
	Period time (Period Time)	1 min. to 24 hours / resolution: 1 min.	
	Total time (Total Time)	0.1 sec. to 999 hour 59 min. 59.9 sec. / resolution: 0.1 sec.	
Start mode		Manual start, timer start, count down start, level start	
Display function	Display device	4.3-inch LCD with color backlight (touch panel type)	
	Digital display	4-digit/ resolution: 0.1 dB/ update cycle: 1 s	
	Bar indicator	Wide range: 100 dB of display range / Normal range: 70 dB of display range	
	Remaining battery level display	4-step display	
Operation mode	(Online) mode	Standard: SLM-single, Dual, Quad, Filter 1/1, RTA1/1 Option: Filter 1/3 (LA-0702), RTA 1/3 (LA-0702), FFT (LA-0703), LSIM (LA-0707), SQE stationary sound (LA-0708A) *LA-0708A is not applicable to LA-7200.	
	Offline mode (LA-0704 required)	Standard: SLM-single, Dual, Quad, Filter 1/1, RTA1/1 Option: Filter 1/3 (LA-0702), RTA 1/3 (LA-0702), FFT (LA-0703) * LSIM (LA-0707) and SQE stationary sound (LA-0708A) are supported in Ver4.0 or later.	
Overlay display	Overlay display	Standard: RTA 1/1 Option: RTA 1/3 (LA-0702)	
	Background noise correction	Standard: RTA 1/1 Option: RTA 1/3 (LA-0702)	
Memory mode		Stored in an SD/SDHC card (SDHC card: up to 32 GB is available.)	
		MANUAL (CSV file), AUTO (instantaneous value, calculated value, CSV file) standard function	
		LOGGING (instantaneous value 10 ms or 100 ms, CSV file) standard function	
		RECORD (WAVE file: 64 kHz sampling) LA-0704 required	
Memory function	Panel condition memory	Internal memory (optional condition: 5, EZ condition: 5, power off memory: 1), SD or SDHC card memory (number depends on the capacity)	
	Basic measurement mode	5 modes (EZ1: LAeq+LCpeak, EZ2: Record, EZ3: Logging 100 ms, EZ4: NC, EZ5: Loudness)	
	Clock function	Built-in (Year / month / day / hour / minute), Continuous operation time: approx. 1 year (charging time: 24 hours from entire discharge state)	
	Calibration history function	Built-in memory (number of stored points: approx. 100 points), Content (calibration value, VR position for control, used sound calibrator or internal reference signal, calibration date)	
	Resume function	Stores measurement conditions into the built-in memory	
Calibration	Reference signal (when connecting external device)	Electronic calibration by built-in transmitter (1 kHz sine wave) / normal range: -6 dB of full-scale, wide range: -16 dB of full-scale	
	Recommended calibrator	SC-2500, SC-2500A	SC-3120, SC-2500, SC-2500A
	Phone output	Actual sound or recorded sound (playback sound), 1/1 octave filter (standard function)	
	Headphone output	Selected 1 band of actual sound or recorded sound (playback sound) when using 1/3 octave filter mode (option: LA-0702). When "UD" of level simulator (LSIM: LA-0707) is selected, level editing sound. When "AP" is selected, the real sound. Maximum output: 0.03 mW (63 Ω: at 1kHz)/ Connector: stereo φ3.5	
	AC output	Outputs one of A, C, or Z interlocked with the main display	
	AC output level	Output level: 0.707 Vrms ±5 % (normal range), 2.236 Vrms ±5 % (wide range), range full scale input, (when 1 MΩ loaded), distortion rate (range full scale): 0.2 % or less, load resistance: 10 kΩ or more, offset voltage: ±30 mV or less, output impedance: 50 Ω ±2 %	
	AC/DC output	Selectable from DC, AC-Z or Through	
Output/Input	DC output level	2.5 V ±20 mV (normal range, wide range), range full scale input, (when 1 MΩ loaded), scale factor: 0.25 V ±10 mV/10 dB, load resistance: 10 kΩ or more, output impedance: 50 Ω ±2 %	
	AC-Z output level	Output level: 0.707 Vrms ±5 % (normal range), 2.236 Vrms ±5 % (wide range), range full scale input, (when 1 MΩ loaded), distortion rate (range full scale): 0.2 % or less, load resistance: 10 kΩ or more, offset voltage: ±30 mV or less, output impedance: 50 Ω ±2 %	
	Through output level	0.707 Vrms ±5 % (normal range, wide range), full-scale input (when 1MΩ loaded), distortion rate (range full scale): 0.2 % or less	
	External control input	Operation: Reset and start / control voltage: non-voltage contact input / input pulse width: 200 ms or more / absolute max. input voltage: 24.0 V	
	Level judgment output (LA-0705)	Open collector (output withstand voltage: DC+24 V or less, sink current: 20 mA or less) Output cable (Multi I/O-BNC connector 2 m): provided as standard	
	Level judgment comparison item	SLM mode (Main: Lp), Filter 1/1, 1/3 (Main: BP), RTA1/1, 1/3 (AP1 : Lp), FFT (OVERALL: Instant)	
Interface	RS-232C	Baud rate: 9600, 115200 bps, Multi I/O cable (sold separately)	
	USB	Ver. 2.0: Compliant with USB high speed storage class specification, USB connection cable: USB (A) male-micro USB (B) male (sold separately), Function: Command control or mass storage**	
	External memory	SD/SDHC memory card (up to 32 GB)**	
Applicable extension cable (for microphone extension)**	AG-3400 series (CE compatible within 30 m), cable extension up to 103 m (AG-3305) *Cable extension exceeding 5 m: with correction function.		
Windscreen correction function	Function to correct the influence of windscreen (φ70) or all-weather type windscreen (LA-0207A). All-weather type windscreen is not applicable to LA-7700.**		
Power supply	• Size AA battery (alkaline battery cell or Ni-MH secondary battery) × 4 pieces • USB bus power (operating input voltage range: 4.75 to 5.25 VDC) • AC adapter (PB-7090, power consumption: approx. 7 VA when using 100 VAC)		
External power operation function	The main unit is activated automatically when the power is supplied from an AC adapter. (This function is not available by battery cells.) Switch on/off can be done with the switch in the battery box (standard function)		
Battery life (continuous use) **	Alkaline battery cell LR6: approx. 12 hours, Ni-MH secondary battery: approx. 12 hours		
Operating (storage) temperature range	-10 to 50 °C (-20 to 60 °C)		
Operating (storage) humidity range	20 % to 90 % RH (10 % to 90 % RH) with no condensation		
Outer dimensions	Approx. 90(W)×279(H)×42(D)mm		
Weight	Approx. 540 g (including batteries)		
Accessories	AC adapter (PB-7090)***, signal cable (AX-501), windscreen (φ70 mm), hand strap, size AA battery cell × 4 pieces, carrying case (including shoulder belt), SDHC memory card (4 G), instruction manual (CD), setup guide		

*1: Available with the LA-0709 Ultra low frequency sound measurement function *2: Supported ver.2.0 or higher version of firmware
*3: Please use a recommended SD card when you use the SD memory function. *4: The described value is extendable length when the exclusive cable is used.
*5: It depends on the using status such as operation mode, memory mode, and backlight. *6: Conforms to IEC 61672-1: 2013 when the all-weather type windscreen is attached to the sound level meter.
*7: Please contact your nearest distributor or Ono Sokki sales office nearby for the outlet cable used for overseas.

Products for further analysis

Offline Software for analysis

● Sound and vibration analysis system O-Solution/ DS-5000

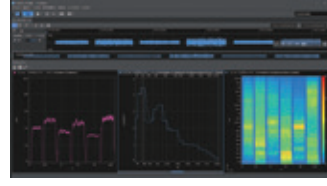


By importing the data (wav format) recorded by the LA-7000 series (+LA-0704, option) into the O-Solution, you can play back sounds, perform frequency analysis, and octave analysis on your PC.



By using the digital filter function (option), it is possible to listen to the sound after passing through the filter while playing back the recorded sound.

● Sound quality evaluation function OS-0525



By importing WAVE files recorded with LA-7500, LA-7700 (+LA-0704, option), This function enables to obtain sound quality evaluation indicators such as loudness, loudness of non-stationary sounds, sharpness, fluctuation strength, etc.

● Fluctuation sound analysis function OS-0526



Adding a new concept of "time fluctuation" to sound quality evaluation, this function can clearly express the features of sound on the two axes of frequency and fluctuation frequency, and evaluate temporal fluctuations that were difficult to detect with roughness or fluctuation strength.

Sound Source Visualization System BF-3200, MI-5420A etc.



Sound Source Visualization Probe Microphone

The sound source visualization system has more advanced function than the LA-7000 series, which identifies and visualizes the sound that you are curious about.(frequency of the 1/3 octave bandpass filter)

Acoustic sensor (microphone, preamplifier) MI series



- MI-1271 + MI-3170 1/2-inch High performance microphone (Operating temperature: -30 °C to 80 °C) (Frequency range: 1 Hz to 20 kHz) (Self-noise A-weighting: 14 dB)
- MI-1235 + MI-3111 1/2-inch Microphone for general usage (Equivalent to Class1, 10 Hz to 20 kHz)
- MI-1433 + MI-3111 1/2-inch Microphone for general usage (Equivalent to Class1, 20 Hz to 8 kHz)
- MI-1531 + MI-3140 1/4-inch High performance microphone (1/4-inch diameter, 10 Hz to 100 kHz)

※上記マイク価格にはケーブル費用は含まれておりません。

Sound Level Meter LA-1411/1441A/4441A



This series has simple function which measures the sound level, equivalent continuous sound level (L_{eq}), sound exposure (L_E), maximum, minimum, peak level (L_{peak}), percentile noise level (L_N) etc. Recommended calibrators (Class1 and Class2) are also provided.

- LA-4441A (IEC61672-1 Class1)
- LA-1441A (IEC61672-1 Class2)
- LA-1411 (IEC61672-1 Class2)

*Extension(BNC) cable for microphone is sold separately.

JCSS Calibration Service

Ono Sokki provides reliable and high level calibration results, based on the international reference "General requirements for the competence of testing and calibration laboratories" and the skills and know-how of quality assurance system that has been acquired through many years of practices.

Under the JCSS of calibration laboratory accreditation system, Ono Sokki is assessed and accredited as Accredited Calibration Laboratories to meet the requirements of the Measurement Law, relevant regulations and ISO/IEC.

We support 6 accreditation scopes, which is industry-leading in measurement instruments manufacturers.

- *1 JCSS: Japan Calibration Service System
- *2 ilac: International Laboratory Accreditation Conference
- *3 MRA: Mutual Recognition Arrangements

*Microsoft® Windows® are registered trademarks of Microsoft Corporation in the United States and other countries.

Other product names are trademarks or registered trademarks of each individual company. The copyrights are reserved by each individual company.

ONOSOKKI

WORLDWIDE ONO SOKKI CO., LTD.

3-9-3 Shin-Yokohama, Kohoku-ku, Yokohama, 222-8507, Japan
Phone : +81-45-476-9725 Fax : +81-45-476-9726
E-mail : overseas@onosokki.co.jp

Accreditation Scope

- Acoustics & Ultrasound
- Acceleration
- Torque
- Fluid flow
- Electricity (Direct Current & Low Frequency)
- Speed
- Time & Frequency & Rotational speed



Ono Sokki can issue the calibration certificates with the JCSS accreditation symbol, which assures the traceability to National Measurement Standards as well as a laboratory's technical and operational competence, and is acceptable in the world through the ilac²-MRA³. (Under the calibration laboratory accreditation system JCSS, Ono Sokki is officially certificated by NITE.)

* Outer appearance and specifications are subject to change without prior notice.

URL: <https://www.onosokki.co.jp/English/english.htm>

U.S.A.

Ono Sokki Technology Inc.
2171 Executive Drive, Suite 400
Addison, IL. 60101, U.S.A.
Phone : +1-630-627-9700
Fax : +1-630-627-0004
E-mail : info@onosokki.net
<https://www.onosokki.net>

THAILAND

Ono Sokki (Thailand) Co., Ltd.
1/293-4 Moo.9 T.Bangphud
A.Pakkred
Nonthaburi 11120, Thailand
Phone : +66-2-584-6735
Fax : +66-2-584-6740
E-mail : sales@onosokki.co.th

INDIA

Ono Sokki India Private Ltd.
Plot No.20, Ground Floor, Sector-3,
IMT Manesar Gurgaon-122050,
Haryana, INDIA
Phone : +91-124-421-1807
Fax : +91-124-421-1809
E-mail : osid@onosokki.co.in

P.R.CHINA

Ono Sokki Shanghai Technology Co., Ltd.
Room 506, No.47 Zhengyi Road, Yangpu
District, Shanghai, 200433, P.R.C.
Phone : +86-21-6503-2656
Fax : +86-21-6506-0327
E-mail : admin@shonosokki.com



An eco-friendly waterless printing method was used which does not yield harmful waste water.
VOC free ink was used to print this report.

CAT NO. 1643-10E (OKI) Printed in Japan 202303 (U) 0.3K